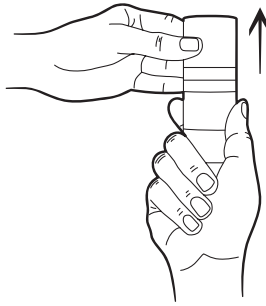


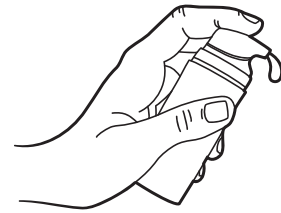
1.

Wash your hands thoroughly with soap and water and dry them completely. Clean and dry the affected area(s) where the medication will be applied.



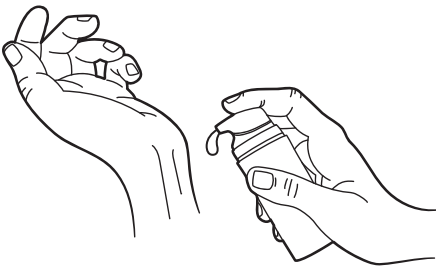
2.

Remove the cap from the medication container.



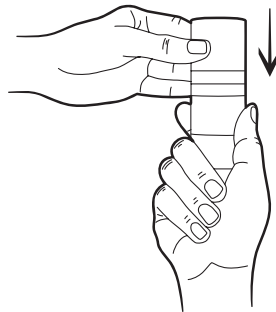
3.

Press down on the pump to dispense the prescribed amount of medication. This will allow the medication to come out of the tip of the pump.



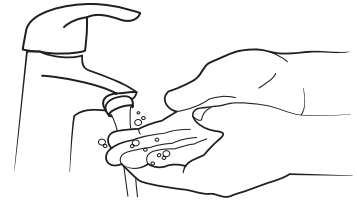
4.

Apply the medication evenly to the affected area(s) as directed by your healthcare provider. Gently rub the medication in.



5.

Replace the cap securely on the medication container and store container in an upright position.



6.

Wash your hands thoroughly after applying the medication. Avoid contact with your eyes, mouth, or inside your nose.