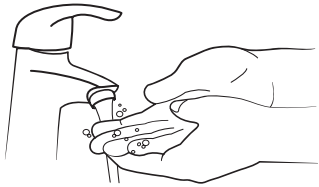


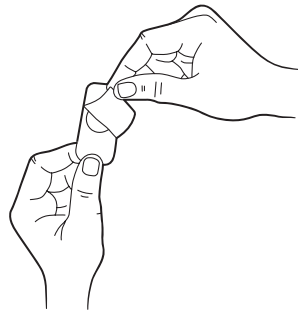
Oral Disintegrating Tablets (ODT) and Troches Instructions

Tablets



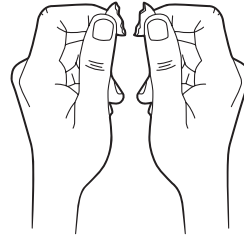
1.

Wash your hands thoroughly with soap and water and dry them completely.



2.

Carefully peel off tamper-resistance foil from packaging to expose medication. Do not push the tablet through the foil, as this may damage it.



3.

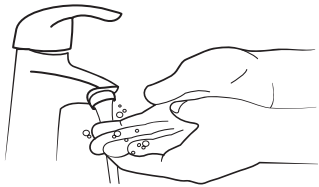
If your healthcare provider has instructed you to split the tablet, carefully split it along the score line. Store unused medication in a cool, dry place.



4.

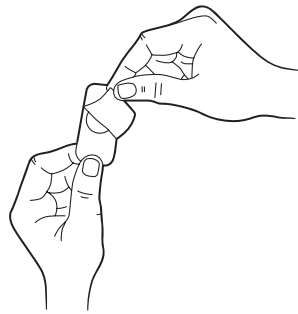
Place the tablet under your tongue or between your gum and cheek (or as directed) and allow the medication to dissolve in your mouth. This may take up to 1 minute. Do not chew or swallow the tablet whole.

Troches



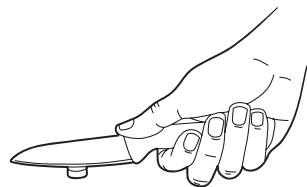
1.

Wash your hands thoroughly with soap and water and dry them completely.



2.

Carefully peel off tamper-resistance foil from packaging to expose medication. Do not push the troche through the foil, as this may damage it.



3.

If your healthcare provider has instructed you to split the troche, carefully split it along the score line. Store unused medication in a cool, dry place.



4.

Place the troche between your gum and cheek or under your tongue (or as directed) and allow the medication to dissolve in your mouth. This may take up to 30 minutes. Do not chew or swallow the troche whole.